
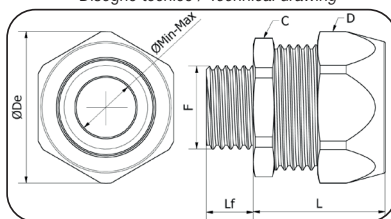


PM-N

Pressacavo semplice tenuta per cavo non armato con filetto maschio fisso
Simple tightening cable gland for non-armoured cable with fixed male thread



Disegno tecnico / Technical drawing



Settori di Impiego / Areas of application



SIZE ID	Filetto conico / Taper thread					Filetto cilindrico / Cylindrical thread					L (mm)	øDe (mm)	Esagono Hexagon		Gommino di tenuta Sealing rubber	Cavi Cables	Conf. Pack.
	Codice Code	Filetto Thread NPT	Codice Code	Filetto Thread ISO 7/1	Lf (mm) filetto Thread	Codice Code	Filetto Thread GAS ISO 228	Codice Code	Filetto Thread Metrico ISO 965-1	Lf (mm) filetto Thread			C	D			
A2	Ex51421	NPT 3/8"	Ex51384	R 3/8"	11,5	Ex51012	GAS 3/8"	Ex51041	M16x1,5	9,0	26	29	24	26	A B C	5,0 - 7,0 7,0 - 9,0 9,5 - 11,5	5
A3	Ex51422	NPT 1/2"	Ex51385	R 1/2"	15,0	Ex51014	GAS 1/2"	Ex51043	M20x1,5	9,0	26	32,5	27	29	A B C	5,5 - 8,0 8,0 - 10,5 10,5 - 13,0	5
A4	Ex51423	NPT 3/4"	Ex51386	R 3/4"	15,0	Ex51015	GAS 3/4"	Ex51044	M25x1,5	9,0	27	38,5	33	35	A B C	10,5 - 13,0 13,0 - 15,5 15,5 - 18,0	3
A5	Ex51424	NPT 1"	Ex51387	R 1"	19,0	Ex51016	GAS 1"	Ex51045	M32x1,5	11,0	34	49,5	42	45	A B C	15,5 - 18,0 18,0 - 20,5 20,5 - 23,0	3
A6	Ex51425	NPT 1" 1/4	Ex51388	R 1" 1/4	21,0	Ex51017	GAS 1" 1/4	Ex51046	M40x1,5	11,0	39	60	52	54	A B C D	21,0 - 24,0 24,0 - 27,0 27,0 - 30,0 30,0 - 33,0	1
A7	Ex51426	NPT 1" 1/2	Ex51389	R 1" 1/2	21,0	Ex51018	GAS 1" 1/2	Ex51047	M50x1,5	14,0	44	69	60	62	A B C	27,0 - 30,0 30,0 - 33,0 33,0 - 36,0	1
A8	Ex51427	NPT 2"	Ex51390	R 2"	23,0	Ex51019	GAS 2"	Ex51048	M63x1,5	14,0	56	89	75	80	A B C D	36,0 - 39,0 39,0 - 42,0 42,0 - 45,0 46,5 - 49,5	1

Dettagli pressacavi / Cable glands details

Tipo di certificazioni Certification type	Organismo di notifica Notification body	Gruppo di dispositivi Device Group	ATEX Categoric ATEX Category	Esecuzioni Execution	EPL	Grado IP IP Rating	Norme di riferimento Reference norms	Tipo di cavo Cable type	Zone Zona	Disponibile ingresso filetto Available thread entry	Temperatura di esercizio Operating temperature	
IECEx		-		Ex eb IIC	Gb	IP66 / IP67	IEC 60079-0, IEC 60079-7, IEC 60079-15, IEC 60079-31	Non armato Non armoured	1 zone	ISO 965-1, GAS ISO 228, ISO 7/1, NPT ANSI/ASME B1.20.1	-35°C	+85°C
				Ex nR IIC	Gc	IP68 (0.5bar, 30 min)			2 zone			
				Ex tb IIIC	Db	IP 6X 20 mbar			21 zone			
Ex	0051	II	2G	Ex eb IIC	Gb	IP66 / IP67	EN IEC 60079-0, EN IEC 60079-7, EN IEC 60079-15, EN IEC 60079-31		22 zone			
				Ex nR IIC	Gc	IP68 (0.5bar, 30 min)						
				Ex tb IIIC	Db	IP 6X 20 mbar						

Esempio di marcatura pressacavo Ex / Example of Ex cable gland marking

IECEx IMQ 24.0004X IMQ 24 ATEX 012 X (eb,tb) IMQ 24 ATEX 013 X (nR) PM-N A2 - Ex51041AEM M16x1.5

CE Ex 0051 II 2GD Ex eb IIC Gb Ex tb IIIC Db | II 3G Ex nR IIC Gc -35/+85 °C IP66/68



Ex Apparecchiatura

Ex Equipment

scarica le istruzioni di montaggio
download assembly instructions



Dettagli di costruzione / Construction Details:

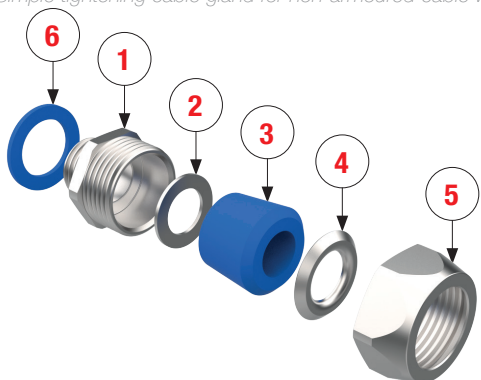
N°	Nome / Part Name	Materiale / Material
1	Corpo / Body	Ottone nichelato / Brass nickel plated
2	Rondella di uscita / End washer *	Ottone nichelato / Brass nickel plated
3	Gommino di tenuta / Sealing rubber	EPDM
4	Rondella d'ingresso / Entry washer	Ottone nichelato / Brass nickel plated

N°	Nome / Part Name	Materiale / Material
5	Dado / Nut	Ottone nichelato / Brass nickel plated
6	Guarnizione piatta IP / IP Flat gasket **	TPM
7	Morsetto EMC / EMC clasper	Ottone / Brass

* Le seguenti voci della filettatura non richiedono la rondella di uscita in base alla costruzione
Following thread entries does not require end washer based on construction
SIZE ID (A7): NPT 1"1/2, R 1"1/2, GAS 1"1/2, M50x1.5
SIZE ID (A8): NPT 2", R 2", GAS 2", M63x1.5

** Solo per filettatura cilindrica / Only for cylindrical thread

Pressacavo semplice tenuta per cavo non armato con filetto maschio fisso
Simple tightening cable gland for non-armoured cable with fixed male thread



ESEMPIO D'ORDINE / EXAMPLE ORDERING

Codice d'ordinazione

Ex51041

A

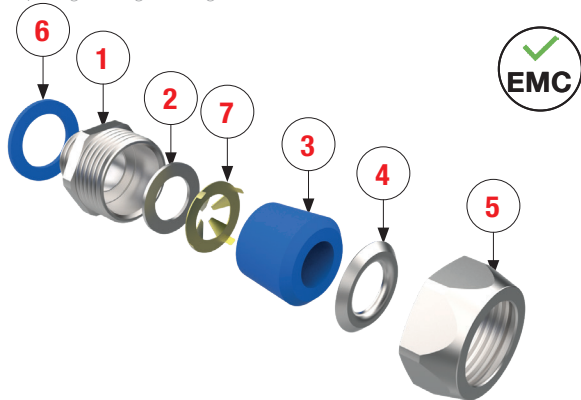
Ordering code

Ex51041A

Product code
Codice prodotto

A / B / C / D = Select one sealing rubber
Selezionare una gommino di tenuta

Pressacavo semplice tenuta per cavo non armato con filetto maschio fisso con compatibilità EMC
Simple tightening cable gland for non-armoured cable with fixed male thread with EMC compatibility



ESEMPIO D'ORDINE / EXAMPLE ORDERING

Codice d'ordinazione

Ex51041

A

EM

Ordering code

Ex51041AEM

Product code
Codice prodotto

EM = EMC for non-armoured cable glands
EMC per pressacavi non armati

A / B / C / D = Select one sealing rubber
Selezionare una gommino di tenuta

Controdado / Locknut						
Codice Code	Filetto Thread GAS ISO 228	Codice Code	Filetto Thread Metrico ISO 965-1	S (mm) Spessore Thread	Esagono Hexagon	Conf. Pack. N° Pz
60302	GAS 3/8"	60321	M16 x 1,5	4	21	100
60303	GAS 1/2"	60322	M20 x 1,5	4	25	100
60304	GAS 3/4"	60323	M25 x 1,5	4	30	50
60305	GAS 1"	60324	M32 x 1,5	5	37	50
60306	GAS 1"1/4	60325	M40 x 1,5	5	45	25
-	-	60326	M50 x 1,5	6	55	25
60307	GAS 1"1/2	-	-	5	52	25
60308	GAS 2"	-	-	6	65	10
-	-	60327	M63 x 1,5	6	69	10

Gommino di tenuta / Sealing rubber									
SIZE ID	Codice Code	Cavi Cables	Conf. Pack. N° Pz	SIZE ID	Codice Code	Cavi Cables	Conf. Pack. N° Pz		
								ø Min-Max	ø Min-Max
A2	Ex34202	A	5,0 - 7,0	A6	Ex34306	A	21,0 - 24,0	10	5
	Ex34102	B	7,0 - 9,0		Ex34106	B	24,0 - 27,0		
	Ex34002	C	9,5 - 11,5		Ex34206	C	27,0 - 30,0		
	-	-	-		Ex34006	D	30,0 - 33,0		
A3	Ex34203	A	5,5 - 8,0	A7	Ex34207	A	27,0 - 30,0	10	5
	Ex34103	B	8,0 - 10,5		Ex34107	B	30,0 - 33,0		
	Ex34003	C	10,5 - 13,0		Ex34007	C	33,0 - 36,0		
A4	Ex34204	A	10,5 - 13,0	A8	Ex34208	A	36,0 - 39,0	8	5
	Ex34104	B	13,0 - 15,5		Ex34108	B	39,0 - 42,0		
	Ex34004	C	15,5 - 18,0		Ex34308	C	42,0 - 45,0		
	-	-	-		Ex34008	D	46,5 - 49,5		
A5	Ex34205	A	15,5 - 18,0	-	-	-	-	-	-
	Ex34105	B	18,0 - 20,5						
	Ex34005	C	20,5 - 23,0						