
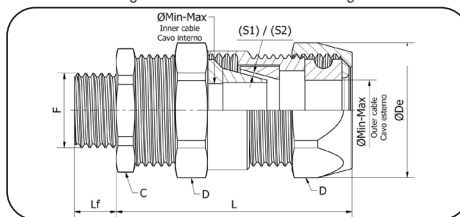


PM-DA

Pressacavo doppia tenuta per cavo armato con filetto maschio fisso
 Double tightening cable gland for armoured cable with fixed male thread



Disegno tecnico / Technical drawing



Settori di Impiego / Areas of application



SIZE ID	Filetto conico / Taper thread					Filetto cilindrico / Cylindrical thread					Spessore cavo range (mm) Armoured thickness range (mm)		L (mm)	øDe (mm)	Esagono Hexagon		Rif. Ref.	Cavo interno (Gommino di tenuta) Inner cable (Sealing rubber)		Cavo esterno (Gommino di entrata) Outer cable (Entry rubber)		Conf. Pack.
	Codice Code	Filetto Thread Gas NPT	Codice Code	Filetto Thread ISO 7/1	Lf (mm) filetto Thread NPT ISO 7/1	Codice Code	Filetto Thread Gas ISO 228	Codice Code	Filetto Thread Metric ISO 965-1	Lf mm filetto Thread GAS ISO 228 ISO 965-1	S1	S2			C	D		ø min-max	ø min-max	N°	Pz	
A2	Ex46221	NPT 3/8"	Ex41021	R 3/8"	11,5	Ex46241	GAS 3/8"	Ex46201	M16x1,5	9,0	0	0,8	51	29	24	26	AW	5,0 - 7,0	8,0 - 10,5	5		
											-	-					BY	7,0 - 9,0	10,5 - 13,0			
											0,8	1,6					CZ	9,5 - 11,5	10,5 - 13,0			
A3	Ex46222	NPT 1/2"	Ex41022	R 1/2"	15,0	Ex46242	GAS 1/2"	Ex46202	M20x1,5	9,0	0	0,8	53	32,5	27	29	AW	5,5 - 8,0	9,0 - 12,0	5		
											-	-					BY	8,0 - 10,5	12,0 - 15,0			
											0,8	1,6					CZ	10,5 - 13,0	15,0 - 18,0			
A4	Ex46223	NPT 3/4"	Ex41023	R 3/4"	15,0	Ex46243	GAS 3/4"	Ex46203	M25x1,5	9,0	0	0,8	53	38,5	33	35	AW	10,5 - 13,0	15,0 - 18,0	3		
											-	-					BY	13,0 - 15,5	18,0 - 21,0			
											0,8	1,6					CZ	15,5 - 18,0	21,0 - 24,0			
A5	Ex46224	NPT 1"	Ex41024	R 1"	19,0	Ex46244	GAS 1"	Ex46204	M32x1,5	11,0	0	0,8	70	49,5	43	45	AW	15,5 - 18,0	21,0 - 24,5	3		
											-	-					BY	18,0 - 20,5	24,5 - 28,0			
											0,8	1,6					CZ	20,5 - 23,0	28,0 - 31,5			
A6	Ex46225	NPT 1" 1/4	Ex41025	R 1" 1/4	21,0	Ex46245	GAS 1" 1/4	Ex46205	M40x1,5	11,0	0	1,25	74	60	52	54	AW	21,0 - 24,0	30,0 - 34,0	1		
											-1,25	-2,5					BW	24,0 - 27,0	30,0 - 34,0			
											-	-					CY	27,0 - 30,0	34,0 - 38,0			
A7	Ex46226	NPT 1" 1/2	Ex41026	R 1" 1/2	21,0	Ex46246	GAS 1" 1/2	Ex46206	M50x1,5	14,0	0	1,25	84	69	60	62	AW	27,0 - 30,0	33,0 - 37,0	1		
											-1,25	-2,5					BY	30,0 - 33,0	37,0 - 41,0			
											-	-					CZ	33,0 - 36,0	41,0 - 45,0			
A8	Ex46227	NPT 2"	Ex41027	R 2"	23,0	Ex46247	GAS 2"	Ex46207	M63x1,5	14,0	0	1,25	94	89	75	80	AW	36,0 - 39,0	42,0 - 46,0	1		
											-1,25	-2,5					BY	39,0 - 42,0	46,0 - 50,0			
											-	-					CZ	42,0 - 45,0	50,0 - 54,0			

Maximum length of cable gland (L) is assembled with S1 or S2 male cone with maximum armoured thickness excluded thread entry length (Lf) /
 La lunghezza massima del pressacavo (L) è assemblato con cono maschio S1 o S2 con spessore massimo dell'armatura esclusa la lunghezza ingresso filettatura (Lf).

Dettagli pressacavi / Cable glands details

Tipo di certificazioni Certification type	Organismo di notifica Notification body	Gruppo di dispositivi Device Group	ATEX Categorie ATEX Category	Esecuzioni Execution	EPL	Grado IP IP Rating	Norme di riferimento Reference norms	Tipo di cavo Cable type	EMC Compatibilità compatibility	Zone Zona	Disponibile ingresso filetto Available thread entry	Temperatura di esercizio Operating temperature
IECEx	-	-	-	Ex eb IIC	Gb	IP66 / IP67 IP68 (0.5bar, 30 min)	IEC 60079-0, IEC 60079-7, IEC 60079-15, IEC 60079-31	Armato Armoured	SI YES	1 zone 2 zone 21 zone 22 zone	ISO 965-1, GAS ISO 228, ISO 7/1, NPT ANSI/ASME B1.20.1	-35°C +85°C
				Ex nR IIC	Gc							
				Ex tb IIIC	Db							
Ex	0051	II	2G	Ex eb IIC	Gb	P66 / IP67 IP68 (0.5bar, 30 min)	EN IEC 60079-0, EN IEC 60079-7, EN IEC 60079-15, EN IEC 60079-31	Armato Armoured	SI YES	1 zone 2 zone 21 zone 22 zone	ISO 965-1, GAS ISO 228, ISO 7/1, NPT ANSI/ASME B1.20.1	-35°C +85°C
				Ex nR IIC	Gc							
				Ex tb IIIC	Db							

Esempio di marcatura pressacavo Ex / Example of Ex cable gland marking

IECEx IMQ 24.0004X IMQ 24 ATEX 012 X (eb,tb) IMQ 24 ATEX 013 X (nR) PM-DA A2 - Ex46201AW M16x1.5

CE Ex 0051 II 2GD Ex eb IIC Gb Ex tb IIIC Db | II 3G Ex nR IIC Gc -35/+85 °C IP66/68

Ex Apparecchiatura

Ex Equipment

scarica le istruzioni di montaggio
download assembly instructions



Dettagli di costruzione / Construction Details:

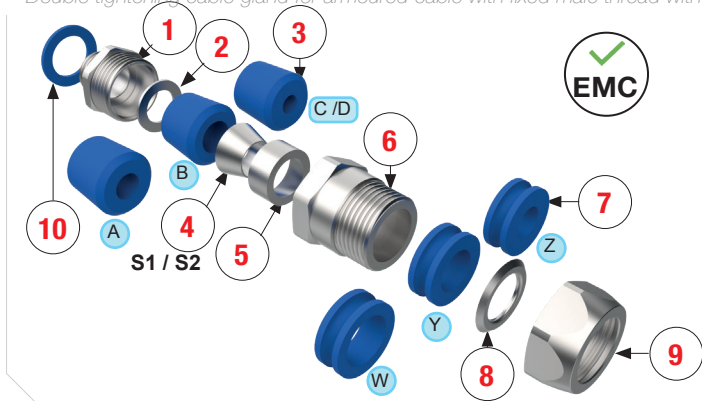
N°	Nome / Part Name	Materiale / Material
1	Corpo / Body	Ottone nichelato / Brass nickel plated
2	Rondella di uscita / End washer *	Ottone nichelato / Brass nickel plated
3	Gommino di tenuta / Sealing rubber	EPDM
4	Cono maschio / Male cone	Ottone nichelato / Brass nickel plated
5	Cono femmina / female cone	Ottone nichelato / Brass nickel plated

N°	Nome / Part Name	Materiale / Material
6	Corpo centrale / Central body	Ottone nichelato / Brass nickel plated
7	Gommino di entrata / Entry rubber	EPDM
8	Anello antifrizione / Anti-friction ring	Ottone nichelato / Brass nickel plated
9	Dado / Nut	Ottone nichelato / Brass nickel plated
10	Guarnizione piatta IP / IP Flat gasket **	TPE-S

* Le seguenti voci della filettatura non richiedono la rondella di uscita in base alla costruzione
Following thread entries does not require end washer based on construction
SIZE ID (A7): NPT 1"1/2, R 1"1/2, GAS 1"1/2, M50x1.5
SIZE ID (A8): NPT 2", R 2", GAS 2", M63x1.5

** Solo per filettatura cilindrica / Only for cylindrical thread

Pressacavo doppia tenuta per cavo armato con filetto maschio fisso con KIT
Double tightening cable gland for armoured cable with fixed male thread with KIT



ESEMPIO D'ORDINE / EXAMPLE ORDERING

Product code
Codice prodotto

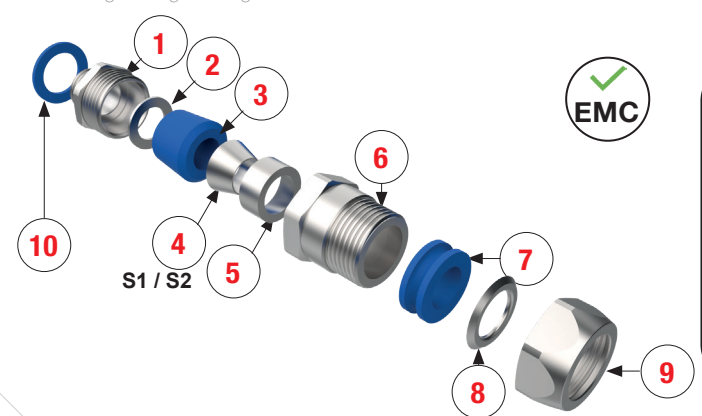
Ex46201

Codice d'ordinazione
Ordering code

Ex46201

= Kit inclusive all range of rubbers and male cones (S1 and S2)
Kit comprensivo di tutta la gamma di gommini e coni maschi (S1 e S2)
Note: KIT doesn't have ref. letter at the end of the code.
Nota: il KIT non ha rif. lettera alla fine del codice.

Pressacavo doppia tenuta per cavo armato con filetto maschio fisso con una gommino di ingresso e una gommino di tenuta
Double tightening cable gland for armoured cable with fixed male thread with one entry rubber and one sealing rubber



ESEMPIO D'ORDINE / EXAMPLE ORDERING

Product code
Codice prodotto

Ex46201

AW

Codice d'ordinazione
Ordering code

Ex46201AW

AW/BY/CY * = One entry rubber and one sealing rubber inclusive male cones (S1 and S2)
Una gommino di ingresso e una gommino di tenuta comprensivo coni maschi (S1 e S2)
** Note: For each code check the column ref. indicate the letter.
Nota: Per ogni codice verificare la colonna rif. indicare la lettera.

Gommino di tenuta / Sealing rubber				Gommino di entrata / Entry rubber				Controdado / Locknut											
SIZE ID	Codice Code	Cavi Cables		SIZE ID	Codice Code	Cavi Cables		SIZE ID	Codice Code	Cavo estremo Outer cable		Codice Code	Filetto / Thread F	Cont. Pack. N° Pz					
		ø Min-Max	N° Pz			ø Min-Max	N° Pz			ø Min-Max	N° Pz								
A2	Ex34202	A	5,0 - 7,0	A6	Ex34306	A	21,0 - 24,0	A2	36001	W	8,0 - 10,5	A6	36006	W	30,0 - 34,0	60302	GAS 3/8"	21	100
	Ex34102	B	7,0 - 9,0		Ex34106	B	24,0 - 27,0		36101	Y	10,5 - 13,0		36106	Y	34,0 - 38,0	60303	GAS 1/2"	25	100
	Ex34002	C	9,5 - 11,5		Ex34206	C	27,0 - 30,0		-	-	36206		Z	38,0 - 42,0	60306	GAS 3/4"	30	50	
	-	-	-		Ex34006	D	30,0 - 33,0		36102	W	9,0 - 12,0		36007	W	33,0 - 37,0	60305	GAS 1"	37	50
A3	Ex34203	A	5,5 - 8,0	A7	Ex34207	A	27,0 - 30,0	A3	36003	Y	12,0 - 15,0	A7	36107	Y	37,0 - 41,0	60306	GAS 1"1/4	45	25
	Ex34103	B	8,0 - 10,5		Ex34107	B	30,0 - 33,0		36103	Z	15,0 - 18,0		36207	Z	41,0 - 45,0	60307	GAS 1"1/2	52	25
	Ex34003	C	10,5 - 13,0		Ex34007	C	33,0 - 36,0		36204	W	15,0 - 18,0		36008	W	42,0 - 46,0	60308	GAS 2"	65	10
A4	Ex34204	A	10,5 - 13,0	A8	Ex34208	A	36,0 - 39,0	A4	36004	Y	18,0 - 21,0	A8	36108	Y	46,0 - 50,0	60321	M16x1,5	21	100
	Ex34104	B	13,0 - 15,5		Ex34108	B	39,0 - 42,0		36104	Z	21,0 - 24,0		36208	Z	50,0 - 54,0	60322	M20x1,5	25	100
	Ex34004	C	15,5 - 18,0		Ex34308	C	42,0 - 45,0		-	-	-		-	-	60323	M25x1,5	30	50	
A5	Ex34205	A	15,5 - 18,0	-	-	-	-	A5	36005	W	21,0 - 24,5	-	-	-	-	60324	M32 x 1,5	37	50
	Ex34105	B	18,0 - 20,5		-	-	-		36105	Y	24,5 - 28,0		-	-	-	60325	M40 x 1,5	45	25
	Ex34005	C	20,5 - 23,0		-	-	-		36205	Z	28,0 - 31,5		-	-	-	60326	M50 x 1,5	55	25
															60327	M63 x 1,5	69	10	

Pressacavo tipo / Cable glands type

