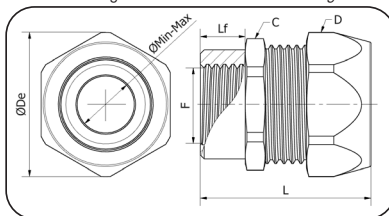


# PF-N

Pressacavo semplice tenuta per cavo non armato con filetto femmina fisso  
Simple tightening cable gland for non-armoured cable with fixed female thread



Disegno tecnico / Technical drawing



Settori di Impiego / Areas of application



PF-N



Pressacavo tipo / Cable glands type

SIZE ID	Filetto cilindrico / Cylindrical thread					L (mm)	ØDe (mm)	Esagono Hexagon		Gommino di tenuta Sealing rubber	Cavi Cables	Conf. Pack.
	Codice Code	Filetto Thread GAS ISO 228	Codice Code	Filetto Thread Metrico ISO 965-1	Lf (mm) filetto Thread			C	D			
A2	Ex51141	GAS 3/8"	Ex51150	M16x1,5	10,0	34,5	29	24	26	A B C	5,0 - 7,0 7,0 - 9,0 9,5 - 11,5	5
A3	Ex51142	GAS 1/2"	Ex51151	M20x1,5	10,0	35	32,5	27	29	A B C	5,5 - 8,0 8,0 - 10,5 10,5 - 13,0	5
A4	Ex51143	GAS 3/4"	Ex51154	M25x1,5	10,0	36	38,5	33	35	A B C	10,5 - 13,0 13,0 - 15,5 15,5 - 18,0	3
A5	Ex51144	GAS 1"	Ex51156	M32x1,5	12,0	45	49,5	42	45	A B C	15,5 - 18,0 18,0 - 20,5 20,5 - 23,0	3
A6	Ex51145	GAS 1" 1/4	Ex51157	M40x1,5	12,0	50	60	52	54	A B C D	21,0 - 24,0 24,0 - 27,0 27,0 - 30,0 30,0 - 33,0	1
A7	Ex51146	GAS 1" 1/2	Ex51158	M50x1,5	14,0	58	69	60	62	A B C	27,0 - 30,0 30,0 - 33,0 33,0 - 36,0	1
A8	Ex51147	GAS 2"	Ex51159	M63x1,5	14,0	67	89	75	80	A B C D	36,0 - 39,0 39,0 - 42,0 42,0 - 45,0 46,5 - 49,5	1

Dettagli pressacavi / Cable glands details

Tipo di certificazioni Certification type	Organismo di notifica Notification body	Gruppo di dispositivi Device Group	ATEX Categoriche ATEX Category	Esecuzioni Execution	EPL	Grado IP IP Rating	Norme di riferimento Reference norms	Tipo di cavo Cable type	Zone Zona	Disponibile ingresso filetto Available thread entry	Temperatura di esercizio Operating temperature	
IECEx		-		Ex eb IIC	Gb	IP66 / IP67	IEC 60079-0, IEC 60079-7, IEC 60079-15, IEC 60079-31	Non armato Non armoured	1 zone	ISO 965-1, GAS ISO 228	-35°C	+85°C
				Ex nR IIC	Gc	IP68 (0.5bar, 30 min)			2 zone			
				Ex tb IIIC	Db	IP 6X 20 mbar			21 zone			
Ex	0051	II	2G	Ex eb IIC	Gb	P66 / IP67	EN IEC 60079-0, EN IEC 60079-7, EN IEC 60079-15, EN IEC 60079-31		22 zone			
				Ex nR IIC	Gc	IP68 (0.5bar, 30 min)						
				Ex tb IIIC	Db	IP 6X 20 mbar						

Esempio di marcatura pressacavo Ex / Example of Ex cable gland marking

IECEx IMQ 24.0004X IMQ 24 ATEX 012 X (eb,tb) IMQ 24 ATEX 013 X (nR) PF-N A2 - Ex51150AEM M16x1.5

CE Ex 0051 II 2GD Ex eb IIC Gb Ex tb IIIC Db | II 3G Ex nR IIC Gc -35/+85 °C IP66/68



# Ex Apparecchiatura

## Ex Equipment

scarica le istruzioni di montaggio  
download assembly instructions




Dettagli di costruzione / Construction Details:

N°	Nome / Part Name	Materiale / Material
1	Corpo / Body	Ottone nichelato / Brass nickel plated
2	Rondella di uscita / End washer	Ottone nichelato / Brass nickel plated
3	Gommino di tenuta / Sealing rubber	EPDM
4	Rondella d'ingresso / Entry washer	Ottone nichelato / Brass nickel plated

N°	Nome / Part Name	Materiale / Material
5	Dado / Nut	Ottone nichelato / Brass nickel plated
6	Morsetto EMC / EMC clamper	Ottone / Brass

Pressacavo semplice tenuta per cavo non armato con filetto femmina fisso  
Simple tightening cable gland for non-armoured cable with fixed female thread



ESEMPIO D'ORDINE / EXAMPLE ORDERING

Codice d'ordinazione

Ordering code

Ex51150

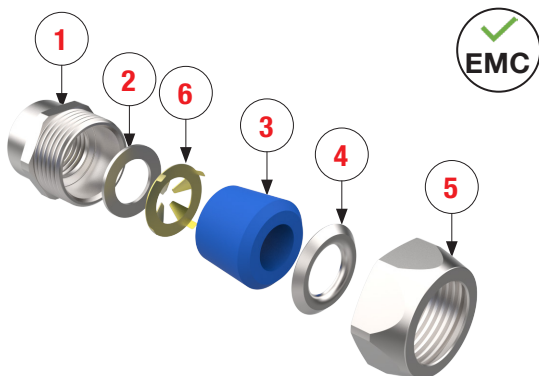
A

Ex51150A

Product code  
Codice prodotto

A / B / C / D = Select one sealing rubber  
Selezionare una gommino di tenuta

Pressacavo semplice tenuta per cavo non armato con filetto femmina fisso con compatibilità EMC  
Simple tightening cable gland for non-armoured cable with fixed female thread with EMC compatibility



ESEMPIO D'ORDINE / EXAMPLE ORDERING

Codice d'ordinazione

Ordering code

Ex51150

A

EM

Ex51150AEM

Product code  
Codice prodotto

EM = EMC for non-armoured cable glands  
EMC per pressacavi non armati  
A / B / C / D = Select one sealing rubber  
Selezionare una gommino di tenuta

### Gommino di tenuta / Sealing rubber

SIZE ID	Codice Code	Cavi Cables	Conf. Pack. N° Pz	SIZE ID	Codice Code	Cavi Cables	Conf. Pack. N° Pz
A2	Ex34202	A	5,0 - 7,0	A6	Ex34306	A	21,0 - 24,0
	Ex34102	B	7,0 - 9,0		Ex34106	B	24,0 - 27,0
	Ex34002	C	9,5 - 11,5		Ex34206	C	27,0 - 30,0
	-	-	-		Ex34006	D	30,0 - 33,0
A3	Ex34203	A	5,5 - 8,0	A7	Ex34207	A	27,0 - 30,0
	Ex34103	B	8,0 - 10,5		Ex34107	B	30,0 - 33,0
	Ex34003	C	10,5 - 13,0		Ex34007	C	33,0 - 36,0
A4	Ex34204	A	10,5 - 13,0	A8	Ex34208	A	36,0 - 39,0
	Ex34104	B	13,0 - 15,5		Ex34108	B	39,0 - 42,0
	Ex34004	C	15,5 - 18,0		Ex34308	C	42,0 - 45,0
	-	-	-		Ex34008	D	46,5 - 49,5
A5	Ex34205	A	15,5 - 18,0	-	-	-	-
	Ex34105	B	18,0 - 20,5	-	-	-	-
	Ex34005	C	20,5 - 23,0	-	-	-	-